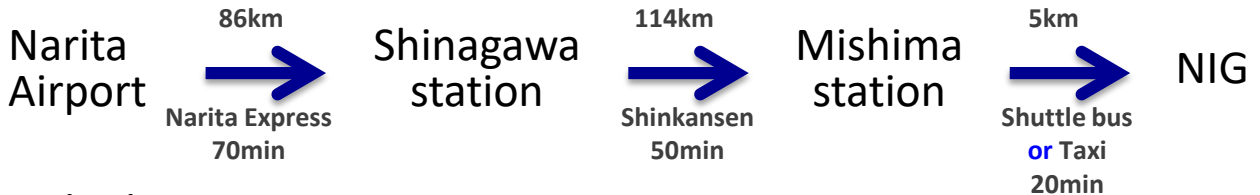


From Narita Airport (NRT) to Mishima

Overview

To take trains to Mishima from the Narita Airport (NRT), you will be transferring at Shinagawa station, which is one of the railway hubs in the Tokyo Metropolitan area. First take the "**Narita Express (NEX)**" train from the airport to Shinagawa (ca. 70 minutes) and then transfer to the bullet train ("**Shinkansen**") to get to Mishima (ca. 50 minutes). Both trains are operated by the same company (Japan Railway company: **JR**), and tickets for both legs can be purchased at Narita airport station. From Mishima station there is a shuttle bus service to NIG on weekdays; otherwise it's a 20 minute taxi ride.



At Narita Airport

After exiting from the customs area, follow signs for "**JR**". Narita Airport is served by two railroad companies: **JR Line** and **Keisei Line**. (***Though Keisei costs slightly cheaper with many transfers, taking JR is easier to reach Mishima.**) Both lines use adjacent platforms but their ticket offices are separate.

First, find a ticket office for the JR Line. It will have "**JR**" sign as well as a green icon with a person sitting on a reclining seat.

Tell the person at the ticket counter that you would like to go to Mishima using "**Narita Express**" train and "**Shinkansen**". They will find the fastest available trains for you and will ask whether you want seat reservation on Shinkansen (all seats on Narita Express requires seat reservation). Total cost with seat reservation will be 7,300 JPY for the normal season (6,900 JPY for "off-period"/7,700 JPY for "busy period" depending on **JR** calendar); unreserved seat ticket is about 500 JPY cheaper. While one can usually find a seat without seat reservation, after a long trip extra 500 JPY might be worth spending for your peace of mind. Tickets can be printed in English. For tickets with seat reservation, the train name, car number and seat number are printed on the ticket. If you receive tickets printed in Japanese, you can ask for reissue of an English version.

The person at the ticket counter will speak English, but in case you have any problems you can show sentences below.

I'd like to go to Mishima, using next available Narita Express and Shinkansen trains.

成田エクスプレスと新幹線で三島までお願いします。

For Shinkansen I'd like to get seat reservation in a non-smoking compartment.

新幹線は指定席(禁煙)でお願いします。

For Shinkansen no seat reservation is necessary.

新幹線は自由席でお願いします。

At the platform there will be electric sign board that shows the incoming trains and the platform numbers. Positions of the car numbers are indicated along the edge of the platform.

After the train leaves the airport terminals the next stop will be "**Tokyo**" station. Do not get off the train there! Continue on the same train for another 5 minutes or so to the next stop: "Shinagawa".

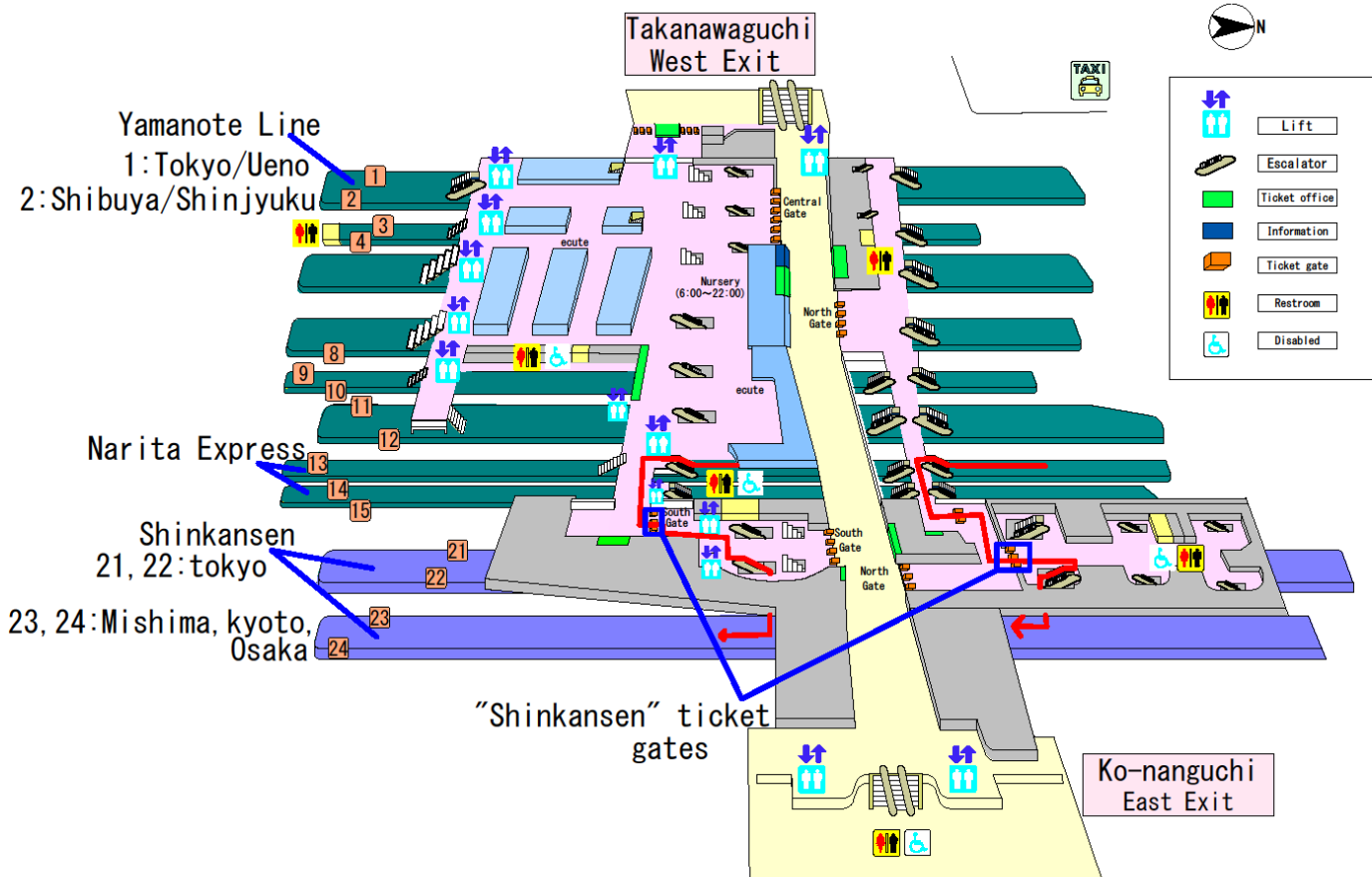
At Shinagawa station

The “**Narita Express**” will arrive at platform 13-15. You will then transfer to “**Shinkansen**”, which uses platform 21-24. Use an escalator to go up to the concourse level, and look for the “**Shinkansen**” sign or icon. To reach Shinkansen platforms you will have to go through the Shinkansen ticket gate. Feed all tickets stacked together (orientation/side insensitive), and pick up tickets that pop out from the other end of the gate.

Trains to Mishima leaves from either platform 23 or 24. Check the electric sign board that shows the incoming trains and the platform numbers. If you opted for a non-reserved seat, make sure that you get on a train that stops at Mishima. Mishima is served by “**Kodama**” trains, which leave twice an hour (at XX:04 and XX:34). Some of the “**Hikari**” trains stop at Mishima, but none of the “**Nozomi**” trains do.

“**Kodama**” trains take 50 minutes to Mishima; Mishima will be the fourth stop. If you took an appropriate “**Hikari**”, Mishima will be the second stop, after a 37-minute ride.

Shinagawa Station Map



At Mishima station

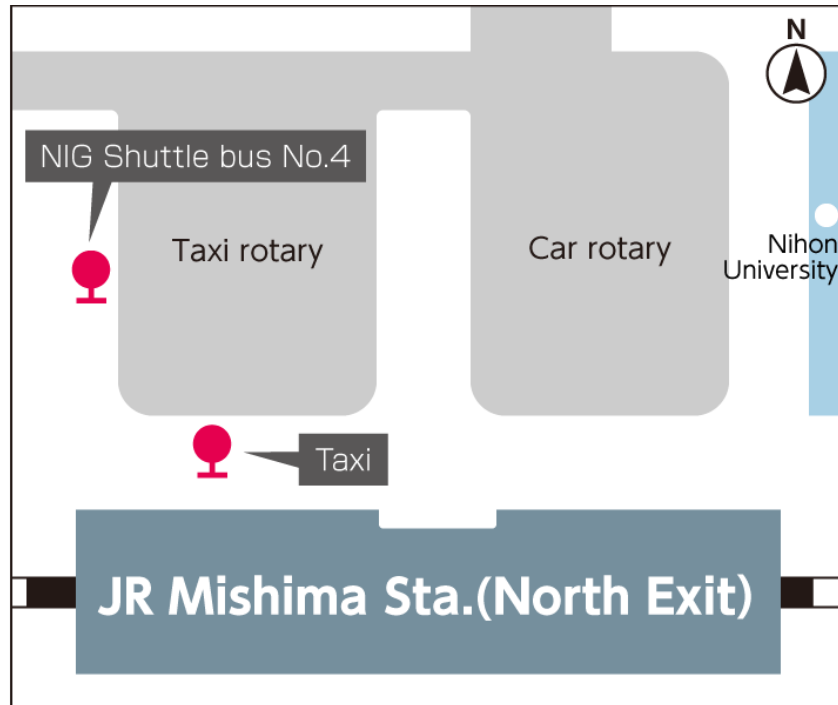
Go down the stairs/escalator/elevator to the ground level. You will see two exit gates, one facing the outside of the station building (called “North exit”), and another (to the right) connecting to the “South exit” through an underground tunnel. Exit from the former gate (to your left) and go outside of the station building. There is a taxi stand in front of the building.

On weekdays NIG operates free shuttle bus service between Mishima station and NIG. The shuttle bus stop (No.4) is along the taxi rotary. Shuttle buses leave at XX:05, except that there is no service at 13:05 and 16:05. It will be a 20-minute ride to the NIG main building. Please note that buses to other destinations also stop at No. 4. NIG shuttle bus is a grey mini van and will arrive a few minutes before the scheduled departure time.



Mishima station-NIG shuttle bus schedule

lv. Mishima station@
8:03, 8:40, 9:30, 10:05, 11:05, 12:05,
14:05, 15:05, 17:05, 18:05, 19:05,
20:05, 21:05



You will have to take a taxi on weekends, and also during the time when there is no shuttle service. In such a case please show the following sentence to the taxi driver. The 20 minute ride will cost about 1,600 JPY.

I'd like to go to NIG, Main Building.

遺伝研の本館正面玄関までお願いします。