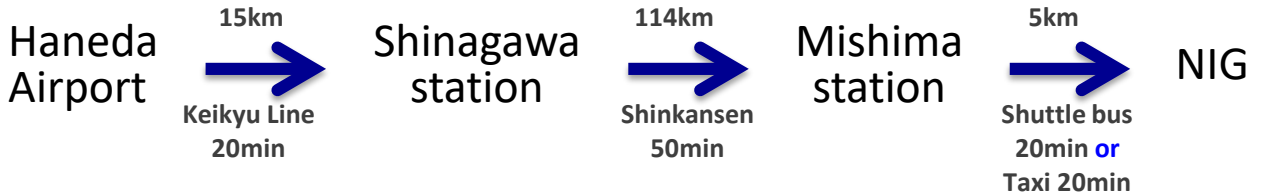


# From Haneda Airport (HND) to Mishima

## Overview

To take trains to Mishima from Haneda Airport (HND), you will be transferring at Shinagawa station, which is one of the railway hubs in the Tokyo Metropolitan area. First take the "**Keikyu Line**" from the airport to Shinagawa (ca. 20 minutes) and then transfer to the bullet train ("**Shinkansen**") to get to Mishima (ca. 50 minutes). From Mishima station, there is a shuttle bus service to NIG on weekdays; otherwise it's a 20-minute taxi ride.



## At Haneda Airport

<http://www.haneda-tokyo-access.com/en/transport/international.html>

After exiting from the customs area, follow signs for "**Keikyu Line**". At Keikyu Haneda Airport Station, tell the person at the ticket counter that you would like to go to Mishima transferring to "**Shinkansen**" operated by "JR (Japan Railway) Line" at Shinagawa station. You will be asked whether you want seat reservation on Shinkansen. Reserved seat ticket will cost 4,520 JPY for the normal season (4,320 JPY for "off-period"/4,720 JPY for "busy period" depending on JR calendar) in addition to 410 JPY from Haneda Airport station to Shinagawa station by Keikyu Line. Unreserved seat ticket is about 500 JPY cheaper. (While one can usually find a seat without seat reservation, after a long trip extra 500 JPY might be worth spending for your peace of mind.) Tickets can be printed in English. For tickets with seat reservation, the train name, car number and seat number are printed on the ticket. If you receive tickets printed in Japanese, you can ask for reissue of an English version.

Although the person at the ticket counter should speak English, in case you have any problems you can show one of the sentences below.

I'd like to go to Mishima, using next available Keikyu Line and Shinkansen trains transferring at Shinagawa station.

**京急線品川駅乗り換え、新幹線で三島駅までお願いします。**

I'd like to take the next Shinkansen to Mishima with seat reservation (non-smoking).

**三島までの新幹線は、指定席(禁煙席)でお願いします。**

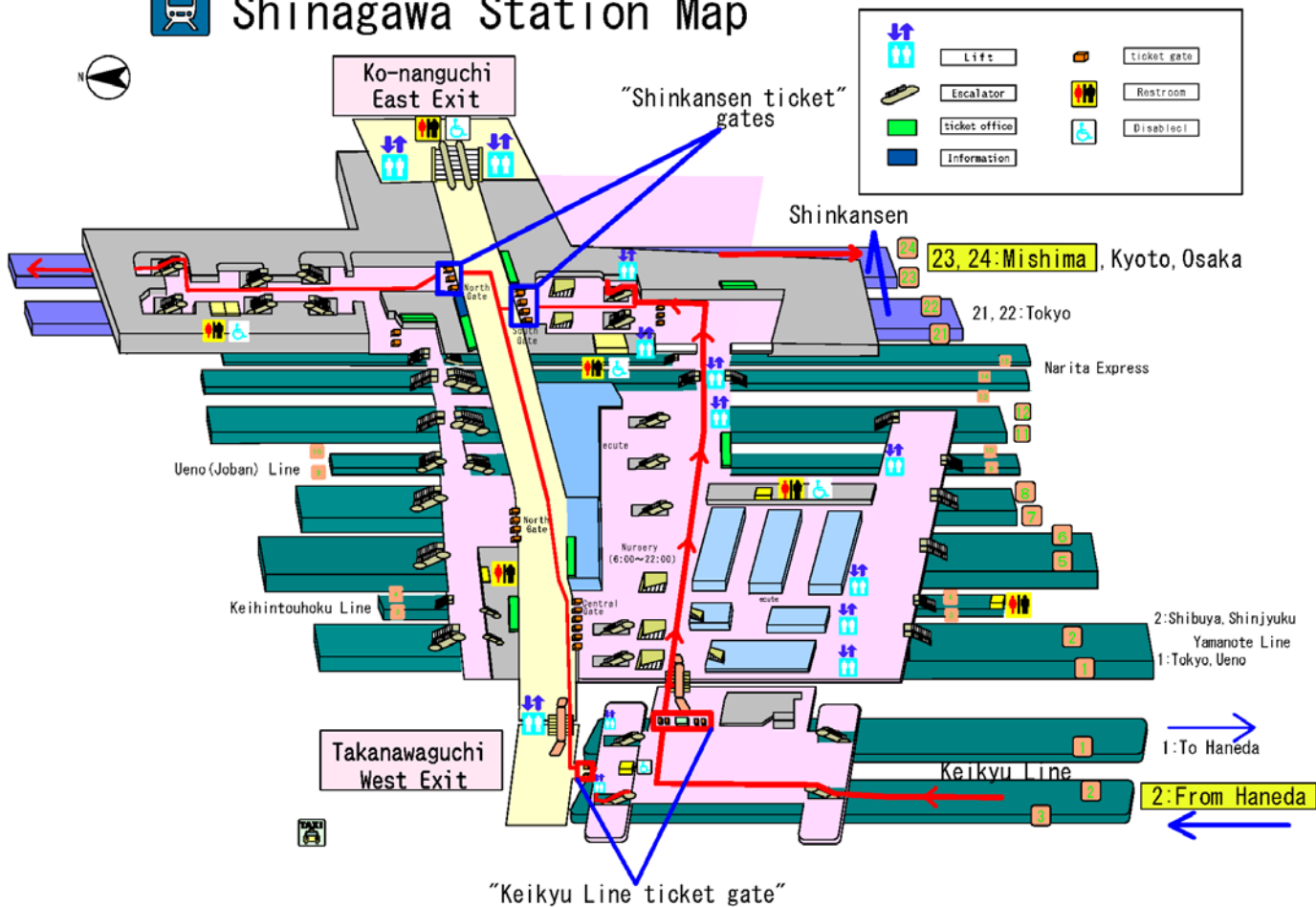
or

I'd like to take the next Shinkansen to Mishima without seat reservation.

**三島までの新幹線は、自由席でお願いします。**

Trains to Shinagawa (and beyond) run every 10 minutes or so. It will take about 20 minutes to Shinagawa, with several stops in between. The name of the next stop will appear in a signboard above the door.

# Shinagawa Station Map



## At Shinagawa station

You will be transferring from the "Keikyū line" to Shinkansen. Although these two lines are housed in the same station building, their platforms are located at opposite ends of the building, about 200m apart; be prepared for a >5-minute walk.

First you have to exit from the "Keikyū line" concourse. There are two exit gates. One is for passengers who have a connection ticket to the JR line and the other is for those without it. Escalators leading to the latter is closer to the front of the Keikyū train you just got off. Signs to follow are "JR" and "Shinkansen". Find the exit connected to JR Line and feed all tickets stacked together (orientation/side insensitive), and pick up tickets that pop out from the other end of the gate. Then you will be walking along a wide corridor towards the opposite end of the station. To reach Shinkansen platforms you will have to go through the Shinkansen ticket gate. You will likely be taking one of the "Kodama" trains leaving Shinagawa at XX:04 and XX:34. It will take 50 minutes to Mishima. Mishima is served by "Kodama" trains, which leave twice an hour. Only few of the "Hikari" trains stop at Mishima, and none of the "Nozomi" trains do. So make sure that you get on a train that stops at Mishima.

Trains to Mishima leaves from either platform 23 or 24. Check the electric sign board that shows the incoming trains and the platform numbers. Positions of the car numbers are indicated above the edge of the platform.

## At Mishima station

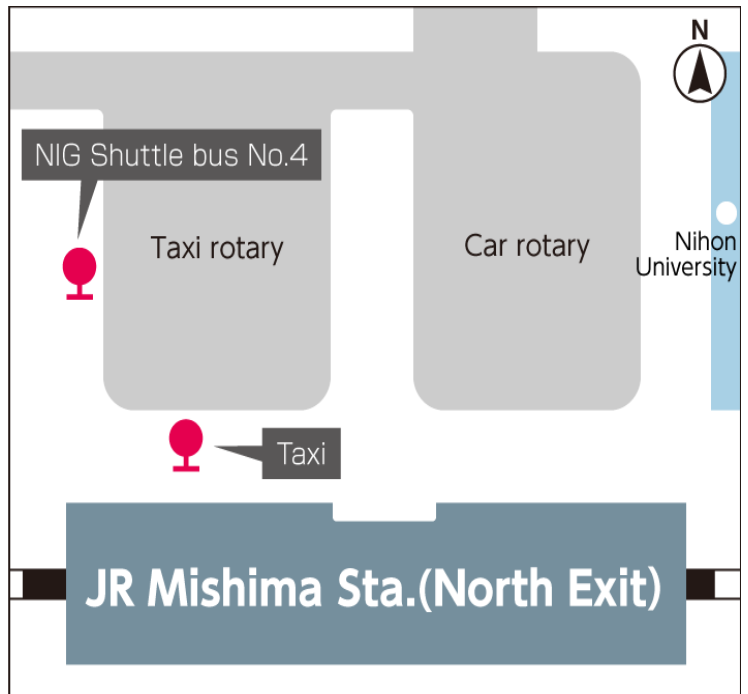
Go down the stairs/escalator/elevator to the ground level. You will see two exit gates, one facing the outside of the station building (called “North exit”), and another (to the right) connecting to the “South exit” through an underground tunnel. Exit from the former gate (to your left) and go outside of the station building. There is a taxi stand in front of the building.

On weekdays NIG operates free shuttle bus service between Mishima station and NIG. The shuttle bus stop (No.4) is along the taxi rotary. Shuttle buses leave at XX:05, except that there is no service at 13:05 and 16:05. It will be a 20 minute ride to the NIG main building. Please note that buses to other destinations also stop at No. 4. NIG shuttle bus is a grey mini van and will arrive a few minutes before the scheduled departure time.



### Mishima station-NIG shuttle bus Schedule

lv. Mishima station@  
8:03, 8:40, 9:30, 10:05, 11:05, 12:05,  
14:05, 15:05, 17:05, 18:05, 19:05,  
20:05, 21:05



You will have to take a taxi on weekends, and also during the time when there is no shuttle service. In such a case please show the following sentence to the taxi driver. The 20 minute ride will cost about 1,600 JPY.

I'd like to go to NIG, Main Building.

**遺伝研の本館正面玄関までお願いします。**